

MediaReactor™ Lite

MediaReactor Lite for Avid User Guide



© 2023 Drastic Technologies Ltd.
All Rights Reserved
January 26, 2023

Information in this document is subject to change without notice and does not represent a commitment on the part of Drastic Technologies Ltd. The software described in this document is furnished under a license agreement or non-disclosure agreement. The software may be used or copied only in accordance with the terms of the agreement. It is against the law to copy the software on any medium except as specifically allowed in the license or non-disclosure agreement. The licensee may make one copy of the software for backup purposes. No part of this manual may be reproduced or transmitted in any form or by any means, electronic or mechanical, including photocopying, recording, or information storage and retrieval systems, for any purpose other than the licensee's personal use, without the express written permission of Drastic Technologies Ltd.

Any particular application may or may not take advantage of the MediaReactor Workstation software features described within this document. Drastic Technologies Ltd. reserves the right to make changes in the specifications at any time and without notice. The information provided herein is believed to be accurate and reliable. However, no responsibility is assumed by Drastic Technologies Ltd. for its use; nor for any infringements of patents or other rights from its use. No license is granted under any patents or patent rights of Drastic Technologies Ltd. Drastic Technologies Ltd. makes no warranties, express or implied, with respect to the performance of third party products described herein.

Drastic Technologies Ltd., the VVW Series™, the Titan Series™, MediaNXS™, MediaReactor Workstation™, MediaReactor Lite™ and MediaReactor™ are trademarks of Drastic Technologies Ltd. Other product names mentioned in this document may be registered trademarks or trademarks of Drastic Technologies or other companies.

Disclaimer:

This manual has been written carefully and is believed to be correct as of the date of publication. However it is subject to change without notice and does not represent commitment on the part of Drastic Technologies Ltd.

Copyright © 1995-2023 Drastic Technologies Ltd. All rights reserved. Printed in Canada

Parts of this manual that describe optional soft - or hardware modules do usually contain a corresponding note. A lack of this note does not mean any commitment from the point of Drastic Technologies Ltd.

Table of Contents

COPYRIGHTS AND TRADEMARK NOTICES.....	1
General.....	1
GNU LESSER GENERAL PUBLIC LICENSE.....	6
0. Additional Definitions.....	6
1. Exception to Section 3 of the GNU GPL.....	6
2. Conveying Modified Versions.....	6
3. Object Code Incorporating Material from Library Header Files.....	6
4. Combined Works.....	7
5. Combined Libraries.....	7
6. Revised Versions of the GNU Lesser General Public License.....	7
MPEG Disclaimers.....	9
MPEGLA MPEG2 Patent.....	9
MPEGLA MPEG4 VISUAL.....	9
MPEGLA AVC.....	9
MPEG4 SYSTEMS.....	9
Limited Warranty and Disclaimers.....	9
Warranty Remedies.....	10
Software Updates.....	10
Restrictions and Conditions of Limited Warranty.....	10
Limitations of Warranties.....	10
Damages.....	10
INTRODUCTION.....	11
Conventions.....	11
About MediaReactor Lite for Avid.....	12
System Requirements.....	13
<i>Recommended Environment</i>	13
Supported Operating Systems / File Types.....	14
GETTING SET UP.....	15
Installation.....	15
Where to find your files.....	17
Windows.....	17
OS-X.....	17
Linux.....	17
Licensing MediaReactor Lite.....	18
Licensing Controls and Displays.....	22
USING MEDIAREACTOR LITE FOR AVID.....	24
...with Avid Media Composer.....	25
<i>Avid Media Composer 8.6 and greater</i>	25
<i>Avid Media Composer Before 8.6</i>	27
Compressor.....	29
Motion.....	29
CONTACT TECHNICAL SUPPORT.....	30

Copyrights and Trademark Notices

General

Copyright 2023, Drastic Technologies Ltd. All rights reserved worldwide. No part of this publication may be reproduced, transmitted, transcribed, altered, or translated into any languages without the written permission of Drastic Technologies. Information and specifications in this document are subject to change without notice and do not represent a commitment on the part of Drastic Technologies.

Adobe: Adobe® HTTP Dynamic Streaming Copyright © 2014 of Adobe Systems All rights reserved. Adobe, the Adobe logo, Adobe Premiere, Adobe After Effects, Creative Cloud, Frame.io, and Iridas are either registered trademarks or trademarks of Adobe in the United States and/or other countries.

Advanced Micro Devices, Inc. - AMD is a trademark of Advanced Micro Devices, Inc.

ADVANTECH CO., LTD - ADVANTECH and B&B are trademarks of ADVANTECH CO., LTD

AJA: AJA® is a registered trademark of AJA Video Systems, Inc. AJA™ is a trademark of AJA Video Systems, Inc. Corvid Ultra®, KONA®, IO®, KUMO®, U-Tap®, and T-Tap® are registered trademarks of AJA Video Systems, Inc.

Amazon Web Services, Inc. - Amazon, AWS and Smile Logo, Powered by AWS Logo, AWS Co-Marketing Tools, the Partner Logo, the Program Marks, Amazon Web Services, AWS, AWS S3, and the names of AWS products, services, programs, and initiatives are trademarks or registered trademarks of Amazon Web Services, Inc.

Amberfin Limited - AMBERFIN is a trademark of Amberfin Limited.

Apple: Apple, the Apple logo, Final Cut, Final Cut Pro, Apple TV, iOS, iPad, iPhone, iPod touch, iTunes, Mac, Mac OS X, macOS, Shake, Final Cut Pro, ProRes, High Sierra, Mojave, M1, M2, Safari, and QuickTime are trademarks of Apple Inc., registered in the U.S. and other countries. Bonjour, the Bonjour logo, and the Bonjour symbol are trademarks of Apple, Inc.

ARRI AG - ARRI, Arri T-Link, and Alexa are registered trademarks of the ARRI Group

ASSIMILATE® Inc. - Assimilate SCRATCH and Assimilate SCRATCH Lab are either trademarks or registered trademarks of ASSIMILATE® Inc. or its subsidiaries in the United States and/or other countries.

ATI TECHNOLOGIES ULC - ATI is a trademark of ATI TECHNOLOGIES ULC

Autodesk, Inc. - Autodesk, Discreet, Flame, Flare, Smoke, Lustre, Maya, and Moxion are either trademarks or registered trademarks of Autodesk, Inc. or its subsidiaries in the United States and/or other countries.

Avid: Avid Media Composer®, Avid MediaCentral®, Avid Interplay®, and Avid NewsCutter® are either trademarks or registered trademarks of Avid Technology, Inc. or its subsidiaries in the United States and/or other countries.

Blackmagic: DaVinci Resolve, DaVinci Fusion, UltraStudio, DeckLink, Intensity Pro 4K, UltraScope, and RED are either trademarks or registered trademarks of Blackmagic Design Pty. Ltd. or its subsidiaries in the United States and/or other countries.

Bluefish444: Bluefish444, IngeStore, Symmetry, Kronos, Epoch, Epoch:Neutron, Fury, Lust, Vengeance HD, Deepblue, Envy SD, and Epoch:SuperNova are trademarks of Bluefish Technologies

Boris FX, Inc. - Boris FX, Sapphire, and Silhouette are trademarks of Boris FX, Inc.

CANON KABUSHIKI KAISHA - CANON is a trademark of CANON KABUSHIKI KAISHA

Changsha Kiloview Electronics Co., Ltd - KILOVIEW is a trademark of Changsha Kiloview Electronics Co., Ltd

CineSys LLC - CineSys is a registered trademark of CineSys LLC.

Cisco Systems, Inc. - Cisco, and Webex are registered trademarks of Cisco Systems, Inc.

Cloudfirst Technology Solutions Inc. - Cloudfirst is a registered trademark of Cloudfirst Technology Solutions Inc.

Codex Corporation - CODEX and Action Cam are trademarks of Codex Corporation
Control Corporation - Control is a registered trademark of Control Corporation
ConnectX, Inc - CONNECTX is a trademark of ConnectX, Inc
CoreCodec, Inc. - MATROSKA is a trademark of CoreCodec, Inc.
Corel Corporation - Pinnacle is a registered trademark of Corel Corporation
CORSAIR MEMORY, INC. - ELGATO is a trademark of CORSAIR MEMORY, INC.
Digital Vision World - Digital Vision World is an operating brand of BlissTek Ltd. BlissTek Ltd. Digital Vision Nucoda is either a trademark or registered trademark of BlissTek Ltd. or its subsidiaries in England, Wales, and/or other countries.
DIGITNOW! - Digitnow is a trademark of DIGITNOW!
Docker Inc. - DOCKER is a trademark of Docker, Inc.
Dolby: Dolby, Dolby Vision, the double-D symbol, and Millicast are registered trademarks of Dolby Laboratories.
Drastic Technologies: 2110Scope, 4KScope, ccConvert, Drastic Technologies, DrasticPreview, FlowCaster, HDRScope, Media File Scanner, MediaNXS, MediaReactor, MediaReactor Workstation, MR Lite, ndiScope, Net-X-Code Channel, Net-X-Code Server, Net-X-Convert, Net-X-Proxy, Network Video Analyzer, NetXfer, NETXROUTER, QuickClip, sdiScope, SyncControl, TcCalc, videoQC Inspect, videoQC Pro, videoQC View, and videoQC Workstation are trademarks of Drastic Technologies Ltd. All other trademarks are the property of their respective owners.
DSC Labs - DSC Labs' CamBook, CamAlign, and ChromaDuMonde charts are trademarks or registered trademarks of DSC Labs
Dublin Core™ Metadata Initiative - "Dublin Core" is a protected under common law trademark of the Dublin Core™ Metadata Initiative.
Eastman Kodak Company - Cineon™ is a trademark of Eastman Kodak Company
Eaton Corporation plc - Eaton, Tripp Lite, and PowerAlert are registered trademarks of Eaton Corporation plc
Empress Media Asset Management (eMAM) - eMAM, and eMAMDirector are registered trademarks of Empress Media Asset Management (eMAM)
Epiphan - All Epiphan product names and logos are trademarks or registered trademarks of Epiphan
Evercast, LLC - EVERCAST is a trademark owned by Evercast, LLC
Evertz Technologies Limited - Evertz is a registered trademark of Evertz Technologies Limited
EVS Broadcast Equipment - EVS is a registered trademark of EVS Broadcast Equipment
Fabrice Bellard - FFmpeg is a trademark of Fabrice Bellard
Filestage GmbH - Filestage is a trademark of Filestage GmbH
FilmLight Ltd. - FilmLight and BaseLight are trademarks of FilmLight Ltd.
Fraunhofer IIS and Thomson Multimedia: MPEG Layer-3 audio coding technology licensed from Fraunhofer IIS and Thomson Multimedia.
Free Software Foundation (FSF) - Portions of this product are licensed under LGPL, governed by the GNU LESSER GENERAL PUBLIC LICENSE, published by the Free Software Foundation (FSF).
Ftrack AB - FTRACK is a trademark and brand of Ftrack AB
Gen Digital Inc. (formerly Symantec Corporation and NortonLifeLock) - Symantec, Symantec Endpoint Virtualization Suite, Sygate, Altiris, and Altiris Virtualization Agent are registered trademarks of Gen Digital Inc.
Google: YouTube, Google, Google Cloud, Google.meet.com, and Android are registered trademarks of Google LLC
GoPro, Inc. - Cineform® is a trademark or registered trademark of GoPro, Inc.
Grass Valley USA, LLC - Grass Valley®, GV®, the Grass Valley logo, and EDIUS® are trademarks or registered trademarks of Grass Valley USA, LLC, or its affiliated companies in the United States and other jurisdictions.
HaiVision Systems, Inc. - Haivision is a registered trademark of HaiVision Systems, Inc.

Harris Corporation - Harris, and Leitch Technology Corp. are registered trademarks of Harris Corporation

Hewlett Packard Enterprise Company - OpenGL is a registered trademark and the OpenGL SC logo is a trademark of Hewlett Packard Enterprise Company

Hewlett Packard Group LLC - HP is a trademark of HP Hewlett Packard Group LLC.

Ikegami Electronics (USA) Inc. - EditCam is a registered trademark of Ikegami Electronics (USA) Inc.

Indiecam GmbH - IndieCam is a registered trademark of Indiecam GmbH

INOGENI Inc - INOGENI® is a Registered Trademark and TOGGLE is a Trademark of INOGENI Inc

Institute of Electrical and Electronics Engineers - IRE is a trademark of the Institute of Electrical and Electronics Engineers

INTEL CORPORATION - INTEL is a trademark of INTEL CORPORATION

International Business Machines Corporation ("IBM") - IBM® is a trademark owned by International Business Machines Corporation ("IBM") and might also be trademarked or a registered trademark in other countries

Interactive Effects, Inc. - Piranha is a registered trademark of Interactive Effects, Inc.

IO Industries Ltd. - IO Industries is a trademark of IO Industries Ltd.

Iteris, Inc. - Odetics is a registered trademark of Iteris, Inc.

JVC KENWOOD CORPORATION - JVC is a trademark of JVC KENWOOD CORPORATION

Kinefinity Inc. - KINEFINITY is a trademark of Kinefinity Inc.

L3Harris Technologies, Inc. - Louth is a trademark of L3Harris Technologies, Inc.

Linus Torvalds - Linux® is the registered trademark of Linus Torvalds in the U.S. and other countries.

Logitech International SA - LOGITECH is a trademark of Logitech International SA

Magic Lantern - Magic Lantern is a registered trademark of Magic Lantern

MAINCONCEPT GMBH - MAIN CONCEPT is a trademark of MAINCONCEPT GMBH

Marshall Electronics, Inc. - Marshall is a registered trademark of Marshall Electronics, Inc.

Matrox Electronic Systems, Ltd - Matrox and Matrox product names are registered trademarks and/or trademarks of Matrox Electronic Systems, Ltd.

MediaArea.net SARL - MediaInfo - Copyright© 2002-2013 MediaArea.net SARL. All rights reserved.

Meta Platforms, Inc - Facebook and Instagram are trademarks of Meta Platforms, Inc

Microsoft: Windows®, Video For Windows (VFW), DirectShow, Microsoft, Skype, Microsoft Azure, Microsoft Teams, Wave Mapper, Microsoft, Windows NT|2000|XP|XP Professional|Server 2003|Server 2008 |Server 2012, Windows 7, Windows 8, Media Player, Media Encoder, .Net, Internet Explorer, SQL Server 2005|2008|2012|2014, Windows Media Technologies and Internet Explorer are trademarks of Microsoft Corporation.

MPEG LA - MPEG LA licenses patent pools covering essential patents required for use of the MPEG-2, MPEG-4, IEEE 1394, VC-1, ATSC, MVC, MPEG-2 Systems, AVC/H.264 and HEVC standards.

Nanjing Magewell Electronics Co. - Magewell™, ULTRA STREAM® and (the MAGEWELL Logo) are trademarks or registered trademarks of Nanjing Magewell Electronics Co.

Netflix, Inc. - Netflix is a registered trademark of Netflix, Inc.

NewTek, Inc. - NDI, TriCaster, 3Play, TalkShow, Video Toaster, LightWave 3D, and Broadcast Minds are registered trademarks of NewTek, Inc.

Nokia Corporation - OSPREY is a trademark owned by Nokia Corporation

NVIDIA Corporation - NVIDIA, the NVIDIA logo, NVIDIA Quadro, Rivermax, BlueField2, PhysX, and NVIDIA RTX are trademarks and/or registered trademarks of NVIDIA Corporation in the U.S. and/or other countries

Object Matrix Limited - ObjectMatrix, and Object Matrix are registered trademarks of Object Matrix Limited

Omneon Video Networks, Inc - Omneon is a trademark of Omneon Video Networks, Inc

ONVIF - the ONVIF primary trademark is the word, "ONVIF". This trademark has been registered in the United States, European Union, China, Japan and other countries throughout the world.

Oracle Corporation - Oracle®, Java, Front Porch Digital, and MySQL are registered trademarks of Oracle Corporation and/or its affiliates.

Panasonic Holdings Co., Ltd - Panasonic, and Varicam are trademarks of Panasonic Holdings Co., Ltd

Pioneer Corporation - Pioneer is a registered trademark of Pioneer Corporation

RE:Vision Effects, Inc. - RE:Vision Effects is a registered trademark of RE:Vision Effects, Inc.

Red Hat, Inc. - Red Hat, and the Red Hat logo are trademarks or registered trademarks of Red Hat, Inc. or its subsidiaries in the United States and other countries

QT: The Qt Toolkit is copyright by The Qt Company and/or its subsidiary(-ies) and other contributors. The Qt Toolkit is used under the terms of the GNU Lesser General Public License v. 3 and the GNU Lesser General Public License v. 2.1 (both jointly "LGPL"). On each supported platform, the Tool dynamically links to the unmodified Qt libraries, as provided by the Qt Project in the pre-compiled binary format. In compliance with LGPL, all the relevant information about downloading, installing, and building the Qt Toolkit from sources is available from <http://www.drastic.tv>. As there have been no modifications, the main source of the information and most of the web links provided here come from the Qt Company's website.

Shenzhen Yunlang Technology Co., Ltd. - MOKOSE is a trademark of Shenzhen Yunlang Technology Co., Ltd.

Sigma Design Company, LLC - Sigma Design is a registered trademark of Sigma Design Company, LLC

Snell & Wilcox Limited - SNELL & WILCOX, and Quantel are trademarks owned by Snell & Wilcox Limited

Society of Motion Picture and Television Engineers - SMPTE is a trademark of Society of Motion Picture and Television Engineers.

SoftNI Corporation - SoftNI is a trademark of SoftNI Corporation

Sony Corporation - Sony, Sony DVD Architect, DVD, Catalyst, and Vegas are trademarks of Sony Corporation and/or its affiliates.

Streambox Inc. - Streambox is a trademark of Streambox Inc.

Technicolor Creative Studios SA - Technicolor is a trademark of Technicolor Creative Studios SA

TechSmith Corporation - CAMTASIA STUDIO is a trademark of TechSmith Corporation

Tektronix, Inc. - Tektronix® and all identified Tektronix trademarks and logos are the property of Tektronix, Inc. or its wholly-owned subsidiaries

Telestream, LLC - Telestream, is a registered trademark, and MacCaption and CaptionMaker are trademarks of Telestream, LLC

The Apache Software Foundation (ASF) - Apache is a registered trademark of The Apache Software Foundation

The Foundry Visionmongers Ltd. - Nuke™ is a trademark of The Foundry Visionmongers Ltd.

The Perl Foundation - Perl and the Perl logo are trademarks of The Perl Foundation

Trend Micro Inc. - TrendMicro, and TrendMicro System Protection and registered trademarks of Trend Micro Inc.

Truevision, Inc - TARGA is a registered trademark of Truevision, Inc

Twitch Interactive, Inc - TWITCH, the TWITCH Logo, the Glitch Logo, and/or TWITCHTV are trademarks of Twitch Interactive, Inc. or its affiliates.

VideoLAN Non-profit Organization - VideoLAN, VLC, VLC media player and x264 are trademarks internationally registered by the VideoLAN non-profit organization

Vision Research, Inc - PHANTOM is a trademark of Vision Research, Inc

Weisscam GmbH - Weisscam is a trademark and brand of Weisscam GmbH

Wizards of OBS, LLC – UNIX, OBS, Open Broadcast Software, the OBS logo, and OBS Studio are trademarks of Wizards of OBS, LLC (The Company)

Wowza Media Systems, LLC - Wowza is a trademark of Wowza Media Systems, LLC

Xceed Software Inc. - Xceed DataGrid for JavaScript, Xceed Ultimate ListBox for Silverlight, Xceed DataGrid for Silverlight, Xceed DataGrid for WPF, Xceed Grid for .NET, Xceed Zip for .NET, Xceed Real-Time Zip for Silverlight, Xceed Upload for Silverlight, Xceed Zip Compression Library, Xceed FTP for .NET, Xceed Chart for .NET, Xceed Chart for ASP.NET, Xceed SmartUI for .NET, Xceed SmartUI, Xceed Encryption Library, Xceed Binary Encoding Library, Xceed Streaming Compression Library, Xceed Streaming Compression for .NET, Xceed Zip for .NET Compact Framework, Xceed Ultimate Suite, Xceed Data Manipulation Suite, Xceed Absolute Packager are trademarks of Xceed Software Inc.

Zapex Technologies - Zapex is a registered trademark of Zapex Technologies

Zhang Haijun - RYBOZEN is a trademark of Zhang Haijun

Ziflow Limited - Ziflow is a trademark of Ziflow Limited

ZLIB: The ZLIB Compressed Data Format Specification is Copyright (C) 1995-2013 Jean-Loup Gailly and Mark Adler.

Zoom Video Communications, Inc. - Zoom and the Zoom logo are trademarks of Zoom Video Communications, Inc.

x264 LLC: The product is manufactured by Drastic Technologies under license from x264 LLC.

LGPL: Portions of this product are licensed under LGPL, governed by the following license:

GNU LESSER GENERAL PUBLIC LICENSE

Version 3, 29 June 2007

Copyright © 2007 Free Software Foundation, Inc. <<https://fsf.org/>>

Everyone is permitted to copy and distribute verbatim copies of this license document, but changing it is not allowed.

This version of the GNU Lesser General Public License incorporates the terms and conditions of version 3 of the GNU General Public License, supplemented by the additional permissions listed below.

0. Additional Definitions.

As used herein, "this License" refers to version 3 of the GNU Lesser General Public License, and the "GNU GPL" refers to version 3 of the GNU General Public License.

"The Library" refers to a covered work governed by this License, other than an Application or a Combined Work as defined below.

An "Application" is any work that makes use of an interface provided by the Library, but which is not otherwise based on the Library. Defining a subclass of a class defined by the Library is deemed a mode of using an interface provided by the Library.

A "Combined Work" is a work produced by combining or linking an Application with the Library. The particular version of the Library with which the Combined Work was made is also called the "Linked Version".

The "Minimal Corresponding Source" for a Combined Work means the Corresponding Source for the Combined Work, excluding any source code for portions of the Combined Work that, considered in isolation, are based on the Application, and not on the Linked Version.

The "Corresponding Application Code" for a Combined Work means the object code and/or source code for the Application, including any data and utility programs needed for reproducing the Combined Work from the Application, but excluding the System Libraries of the Combined Work.

1. Exception to Section 3 of the GNU GPL.

You may convey a covered work under sections 3 and 4 of this License without being bound by section 3 of the GNU GPL.

2. Conveying Modified Versions.

If you modify a copy of the Library, and, in your modifications, a facility refers to a function or data to be supplied by an Application that uses the facility (other than as an argument passed when the facility is invoked), then you may convey a copy of the modified version:

- a) under this License, provided that you make a good faith effort to ensure that, in the event an Application does not supply the function or data, the facility still operates, and performs whatever part of its purpose remains meaningful, or
- b) under the GNU GPL, with none of the additional permissions of this License applicable to that copy.

3. Object Code Incorporating Material from Library Header Files.

The object code form of an Application may incorporate material from a header file that is part of the Library. You may convey such object code under terms of your choice, provided that, if the incorporated material is not limited to numerical parameters, data structure

layouts and accessors, or small macros, inline functions and templates (ten or fewer lines in length), you do both of the following:

- a) Give prominent notice with each copy of the object code that the Library is used in it and that the Library and its use are covered by this License.
- b) Accompany the object code with a copy of the GNU GPL and this license document.

4. Combined Works.

You may convey a Combined Work under terms of your choice that, taken together, effectively do not restrict modification of the portions of the Library contained in the Combined Work and reverse engineering for debugging such modifications, if you also do each of the following:

- a) Give prominent notice with each copy of the Combined Work that the Library is used in it and that the Library and its use are covered by this License.
- b) Accompany the Combined Work with a copy of the GNU GPL and this license document.
- c) For a Combined Work that displays copyright notices during execution, include the copyright notice for the Library among these notices, as well as a reference directing the user to the copies of the GNU GPL and this license document.
- d) Do one of the following:
 - 0) Convey the Minimal Corresponding Source under the terms of this License, and the Corresponding Application Code in a form suitable for, and under terms that permit, the user to recombine or relink the Application with a modified version of the Linked Version to produce a modified Combined Work, in the manner specified by section 6 of the GNU GPL for conveying Corresponding Source.
 - 1) Use a suitable shared library mechanism for linking with the Library. A suitable mechanism is one that (a) uses at run time a copy of the Library already present on the user's computer system, and (b) will operate properly with a modified version of the Library that is interface-compatible with the Linked Version.
- e) Provide Installation Information, but only if you would otherwise be required to provide such information under section 6 of the GNU GPL, and only to the extent that such information is necessary to install and execute a modified version of the Combined Work produced by recombining or relinking the Application with a modified version of the Linked Version. (If you use option 4d0, the Installation Information must accompany the Minimal Corresponding Source and Corresponding Application Code. If you use option 4d1, you must provide the Installation Information in the manner specified by section 6 of the GNU GPL for conveying Corresponding Source.)

5. Combined Libraries.

You may place library facilities that are a work based on the Library side by side in a single library together with other library facilities that are not Applications and are not covered by this License, and convey such a combined library under terms of your choice, if you do both of the following:

- a) Accompany the combined library with a copy of the same work based on the Library, uncombined with any other library facilities, conveyed under the terms of this License.
- b) Give prominent notice with the combined library that part of it is a work based on the Library, and explaining where to find the accompanying uncombined form of the same work.

6. Revised Versions of the GNU Lesser General Public License.

The Free Software Foundation may publish revised and/or new versions of the GNU Lesser General Public License from time to time. Such new versions will be similar in spirit to the present version, but may differ in detail to address new problems or concerns.

Each version is given a distinguishing version number. If the Library as you received it specifies that a certain numbered version of the GNU Lesser General Public License "or any later version" applies to it, you have the option of following the terms and conditions either of that published version or of any later version published by the Free Software Foundation. If the Library as you received it

does not specify a version number of the GNU Lesser General Public License, you may choose any version of the GNU Lesser General Public License ever published by the Free Software Foundation.

If the Library as you received it specifies that a proxy can decide whether future versions of the GNU Lesser General Public License shall apply, that proxy's public statement of acceptance of any version is permanent authorization for you to choose that version for the Library.

Other brands, product names, and company names are trademarks of their respective holders, and are used for identification purpose only.

MPEG Disclaimers

MPEGLA MPEG2 Patent

ANY USE OF THIS PRODUCT IN ANY MANNER OTHER THAN PERSONAL USE THAT COMPLIES WITH THE MPEG-2 STANDARD FOR ENCODING VIDEO INFORMATION FOR PACKAGED MEDIA IS EXPRESSLY PROHIBITED WITHOUT A LICENSE UNDER APPLICABLE PATENTS IN THE MPEG-2 PATENT PORTFOLIO, WHICH LICENSE IS AVAILABLE FROM MPEG LA, LLC, 4600 S. Ulster Street, Suite 400, Denver, Colorado 80237 U.S.A.

MPEGLA MPEG4 VISUAL

THIS PRODUCT IS LICENSED UNDER THE MPEG-4 VISUAL PATENT PORTFOLIO LICENSE FOR THE PERSONAL AND NON-COMMERCIAL USE OF A CONSUMER FOR (i) ENCODING VIDEO IN COMPLIANCE WITH THE MPEG-4 VISUAL STANDARD ("MPEG-4 VIDEO") AND/OR (ii) DECODING MPEG-4 VIDEO THAT WAS ENCODED BY A CONSUMER ENGAGED IN A PERSONAL AND NON-COMMERCIAL ACTIVITY AND/OR WAS OBTAINED FROM A VIDEO PROVIDER LICENSE IS GRANTED OR SHALL BE IMPLIED FOR ANY OTHER USE. ADDITIONAL INFORMATION INCLUDING THAT RELATING TO PROMOTIONAL, INTERNAL AND COMMERCIAL USES AND LICENSING MAY BE OBTAINED FROM MPEG LA, LLC. SEE [HTTP://WWW.MPEGLA.COM](http://www.mpegla.com).

MPEGLA AVC

THIS PRODUCT IS LICENSED UNDER THE AVC PATENT PORTFOLIO LICENSE FOR THE PERSONAL USE OF A CONSUMER OR OTHER USES IN WHICH IT DOES NOT RECEIVE REMUNERATION TO (i) ENCODE VIDEO IN COMPLIANCE WITH THE AVC STANDARD ("AVC VIDEO") AND/OR (ii) DECODE AVC VIDEO THAT WAS ENCODED BY A CONSUMER ENGAGED IN A PERSONAL ACTIVITY AND/OR WAS OBTAINED FROM A VIDEO PROVIDER LICENSED TO PROVIDE AVC VIDEO. NO LICENSE IS GRANTED OR SHALL BE IMPLIED FOR ANY OTHER USE. ADDITIONAL INFORMATION MAY BE OBTAINED FROM MPEG LA, L.L.C. SEE [HTTP://WWW.MPEGLA.COM](http://www.mpegla.com).

MPEG4 SYSTEMS

THIS PRODUCT IS LICENSED UNDER THE MPEG-4 SYSTEMS PATENT PORTFOLIO LICENSE FOR ENCODING IN COMPLIANCE WITH THE MPEG-4 SYSTEMS STANDARD, EXCEPT THAT AN ADDITIONAL LICENSE AND PAYMENT OF ROYALTIES ARE NECESSARY FOR ENCODING IN CONNECTION WITH (i) DATA STORED OR REPLICATED IN PHYSICAL MEDIA WHICH IS PAID FOR ON A TITLE BY TITLE BASIS AND/OR (ii) DATA WHICH IS PAID FOR ON A TITLE BY TITLE BASIS AND IS TRANSMITTED TO AN END USER FOR PERMANENT STORAGE AND/OR USE. SUCH ADDITIONAL LICENSE MAY BE OBTAINED FROM MPEG LA, LLC. SEE [HTTP://WWW.MPEGLA.COM](http://www.mpegla.com) FOR ADDITIONAL DETAILS.

Limited Warranty and Disclaimers

Drastic Technologies Ltd (the Company) warrants to the original registered end user that the product will perform as stated below for a period of ninety (90) days from the date of licensing or; in the case of hardware, for a period matching the warranty period offered by the original manufacturer of said equipment.

Hardware and Media—The Product hardware components, if any, including equipment supplied but not manufactured by the Company but NOT including any third party equipment that has been substituted by the Distributor or customer for such equipment (the "Hardware"), will be free from defects in materials and workmanship under normal operating conditions and use.

Warranty Remedies

Your sole remedies under this limited warranty are as follows:

Hardware and Media—The Company will either repair or replace (at its option) any defective Hardware component or part, or Software Media, with new or like new Hardware components or Software Media. Components may not be necessarily the same, but will be of equivalent operation and quality.

Software Updates

Except as may be provided in a separate agreement between Drastic Technologies and You, if any, Drastic Technologies is under no obligation to maintain or support the Software and Drastic Technologies has no obligation to furnish you with any further assistance, technical support, documentation, software, update, upgrades, or information of any nature or kind.

Restrictions and Conditions of Limited Warranty

This Limited Warranty will be void and of no force and effect if (i) Product Hardware or Software Media, or any part thereof, is damaged due to abuse, misuse, alteration, neglect, or shipping, or as a result of service or modification by a party other than the Company, or (ii) Software is modified without the written consent of the Company.

Limitations of Warranties

THE EXPRESS WARRANTIES SET FORTH IN THIS AGREEMENT ARE IN LIEU OF ALL OTHER WARRANTIES, EXPRESS OR IMPLIED, INCLUDING, WITHOUT LIMITATION, ANY WARRANTIES OF MERCHANTABILITY OR FITNESS FOR A PARTICULAR PURPOSE. No oral or written information or advice given by the Company, its distributors, dealers or agents, shall increase the scope of this Limited Warranty or create any new warranties.

Geographical Limitation of Warranty—This limited warranty is valid only within the country in which the Product is purchased/licensed.

Limitations on Remedies—YOUR EXCLUSIVE REMEDIES, AND THE ENTIRE LIABILITY OF Drastic Technologies Ltd WITH RESPECT TO THE PRODUCT, SHALL BE AS STATED IN THIS LIMITED WARRANTY. Your sole and exclusive remedy for any and all breaches of any Limited Warranty by the Company shall be the recovery of reasonable damages which, in the aggregate, shall not exceed the total amount of the combined license fee and purchase price paid by you for the Product.

Damages

Drastic Technologies Ltd SHALL NOT BE LIABLE TO YOU FOR ANY DAMAGES, INCLUDING ANY LOST PROFITS, LOST SAVINGS, OR OTHER INCIDENTAL OR CONSEQUENTIAL DAMAGES ARISING OUT OF YOUR USE OR INABILITY TO USE THE PRODUCT, OR THE BREACH OF ANY EXPRESS OR IMPLIED WARRANTY, EVEN IF THE COMPANY HAS BEEN ADVISED OF THE POSSIBILITY OF THOSE DAMAGES, OR ANY REMEDY PROVIDED FAILS OF ITS ESSENTIAL PURPOSE.

Further information regarding this limited warranty may be obtained by writing:

Drastic Technologies Ltd
523 The Queensway, Suite 201
Toronto, ON, M8V 1J7
Telephone: (416) 255-5636

Introduction

This manual is for MediaReactor Lite version 6.x software from Drastic Technologies, Ltd.

Conventions

This manual assumes the following:

That the user knows how to operate a mouse and keyboard and perform the basic functions of Microsoft Windows, OS-X or Linux operating system.

That the user is familiar with the video editing software in use.

That the user has access to technicians capable of placing the device on the network and setting up any SAN systems if necessary.

The name of a control or display present on the interface will be displayed in **bold** text.

Where a portion of the manual is referred to the name of section mentioned will be displayed in italics.

Certain images in this document may have been grayed out where it is useful or necessary to place indicator marks to show specific controls or displays above a darker background.

About MediaReactor Lite for Avid

MediaReactor Lite for Avid provides plugin components to allow Avid applications to access supported file types in real time without a transcoding step.

MediaReactor Lite for Avid is a streamlined version of MediaReactor Workstation

[MediaReactor Workstation](#)

with a smaller supported file set specifically for Avid products such as Media Composer, NewsCutter and Symphony. Check the product page:

[MediaReactor Lite for Avid](#)

If you are editing with Adobe products, MediaReactor Lite for Adobe provides a targeted set of the most commonly requested read and write formats for products such as Premiere, Prelude, Media Encoder and After Effects. Check the product page:

[MediaReactor Lite for Adobe](#)

System Requirements

Recommended Environment

MediaReactor Lite for Avid software must be installed on a system at least as powerful as the configurations listed below.

Minimum Hardware Platform

Post 2000 multi core processor capable of running the host application.

Recommended Hardware Platform

Recommend hardware from the host application vendor. Multi cores and OpenCL, Cuda and shader GPUs will be used if available, but are not absolutely required.

Demo downloads of MediaReactor Lite software are available for the user to test their application and to confirm their workflow. Faster and more powerful hardware will provide better performance. In some cases, specific hardware will be required in order to enable resource-intensive, advanced or optional features.

Supported Operating Systems / File Types

MediaReactor Lite provides support for Avid products in Windows 64 and OS-X 64 bit

Extension	File Format	Codec	Read	Write
CDX	Codex	Codec raw bayer stills	X	
CINE	Phantom	Phantom 10, 12 and 14 bit bayer	X	
CRM	Canon	Canon camera raw stream	X	
DASH	h.264	DASH Fragmented MP4 and Smooth Streaming	X	
DNG	CinemaDNG	10, 12 and 16 bit bayer	X	
KRW	Kinefinity	KineRAW Compressed Raw Stills and Stream	X	
MLV	Magic Lantern	Raw 14 bit bayer with PCM audio	X	
MOV	QuickTime	DVSD, DV25, DV50, DVHD, AVCi100, DNxHD*, CineForm*, CineForm3D*, RGBA, RGB-10 (DPX), YCbCr 8 & 10 SD/HD, standard codecs	X	
MOV	QuickTime	(FFMPEG) ProRes (ProRes, ProRes LT, ProRes HQ, ProRes Proxy), h264/AAC	X	X
MOV	Reference File	MOV reference file pointing at h264, ProRes, DV, AVCI	X	
MP4	AVC1,h.264	Apple h.264, h.264 AVC	X	X
MP4	HEVC, h.264	HEVC/265	X	
MP4	XAVC-S	Sony XAVC-S HD/4K Cameras	X	X
MP4	MPEG-2	Sony/Canon camera	X	
RMF	RMF	Canon C500 raw 10 bit bayer files	X	
SEQ	Bayer	Raw camera seq bayer files	X	
SIV	Bayer	Raw camera siv bayer files	X	
VRW	Varicam Raw	Panasonic Varicam Raw	X	

* = (third party) licensable codec

Getting Set Up

Installation

Here is how to install MediaReactor Lite for Avid. Attach a standard keyboard, mouse and VGA monitor to the system. Plug the system in and turn it on.

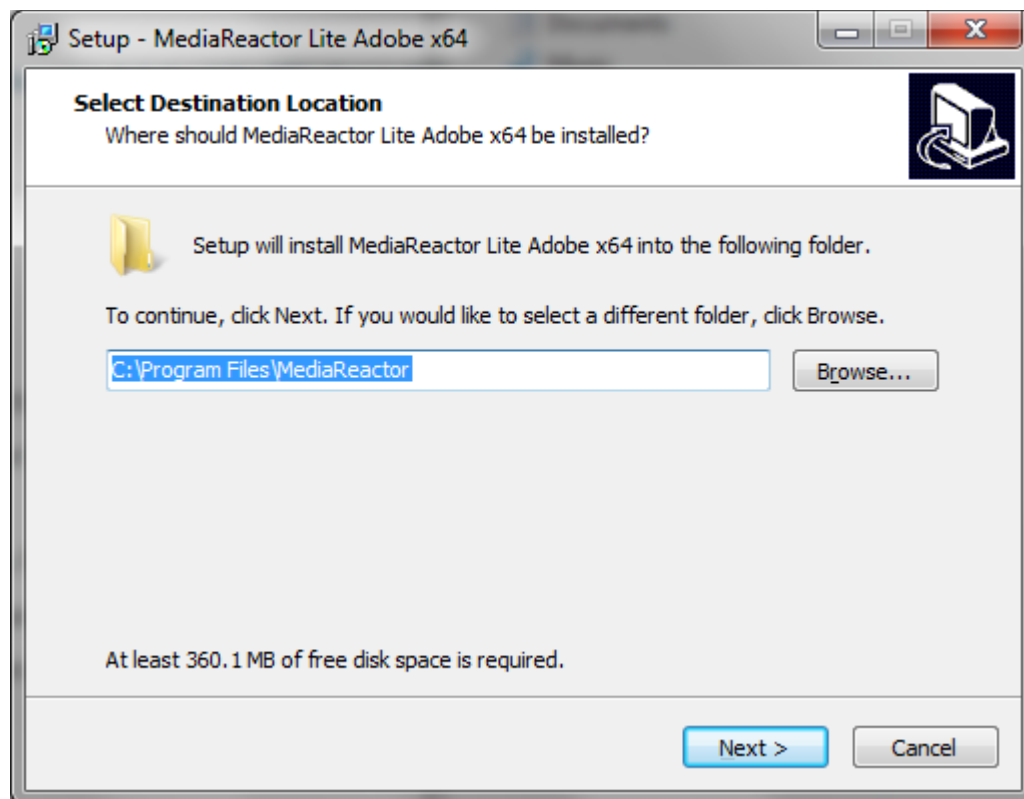
IMPORTANT! Log on as Administrator. If the user name and password entered do not extend Administrator privileges, MediaReactor Lite for Avid will not install properly. If unsure as to what level of privilege the log-on provides, consult a System Administrator.

Confirm that any other programs are closed before starting this installation.

Make sure the system clock is properly set. Open the **Control Panel**, go to **Date/Time**. If the time is reset while running a duration-limited license, it may destroy the license.

For Windows: Double-click or run the executable installation file.

Depending on your OS setup, you may need to allow the installer to run. Once you have done this, and selected the installer language, you will see a dialog similar to this:

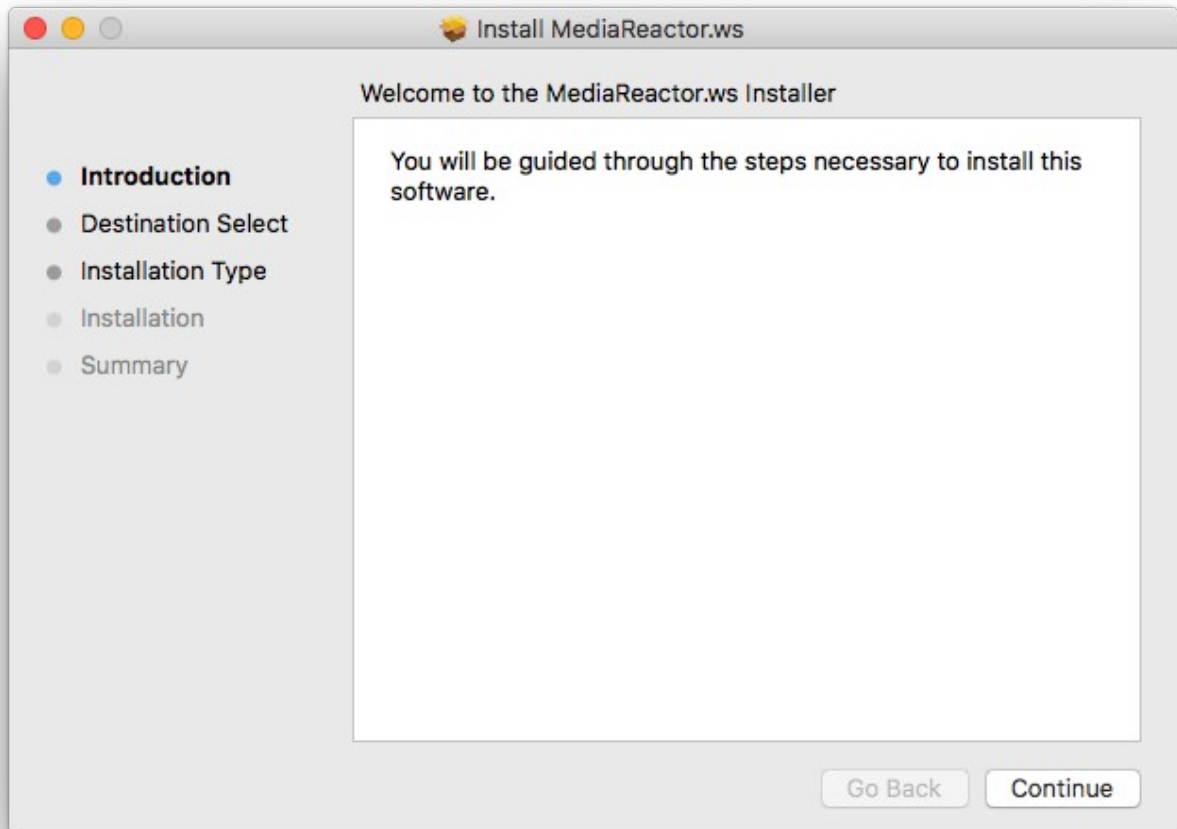


The user will be prompted to move through each step of the install by pressing the "next" or "finish" button. Carefully read the instructions that are provided.

Note: When installing on a Windows 64 bit system make sure to install both the 32 bit and 64 bit versions if you are also running 32 bit applications.

For OS-X: Double click on the OS-X PKG installer:

This should display a dialog similar to this:



Click Continue and carefully follow the instructions to install the software.

Upon install completion, MediaReactor Lite for Avid will prompt the user to **Restart**. Agree to **Restart**.

Where to find your files

Windows

C:\Program Files\MediaReactor\
C:\ProgramData\Drastic\
Application specific plugin directories

Links to applications are available under the Start menu, MediaReactor folder

OS-X

/Applications/MediaReactor/
/Libraries/Frameworks/
 DrasticDDR.framework
 Intel_IPP.framework
Application specific plugin directories

Linux

/opt/mediareactor/
Application specific plugin directories

Licensing MediaReactor Lite


Drastic software installs in demo mode with specific limitations, such as a watermark on output, 10 second limitation, nag screen, auto shutoff etc.

To make use of the product's complete functionality the user will need to obtain a license for the software. Also, within a licensed program the user may wish to update the license, such as in cases where the application requires the addition of a licensable codec, or to add to or alter the capabilities of the existing install, to upgrade the version, or to add another Drastic software product to the system.

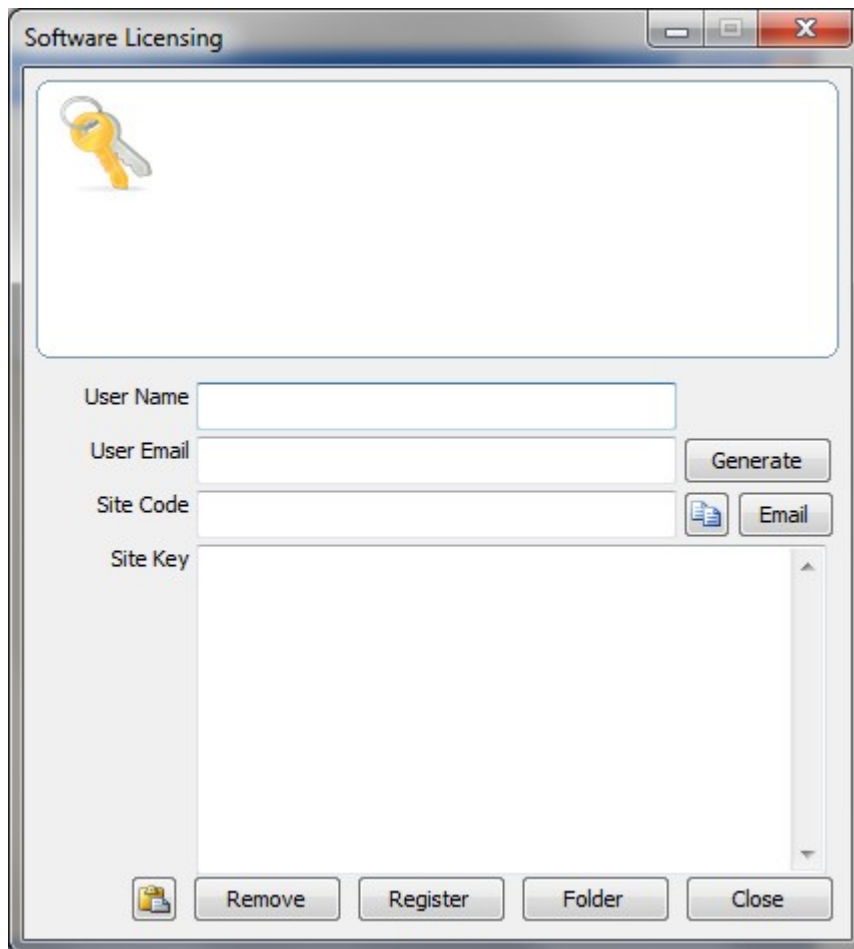
Here is how to license your installation of MediaReactor Lite for Avid:

Licensing for Windows

MediaReactor Lite installs an application called **LicenseMR Lite**, which is included in the program folder.



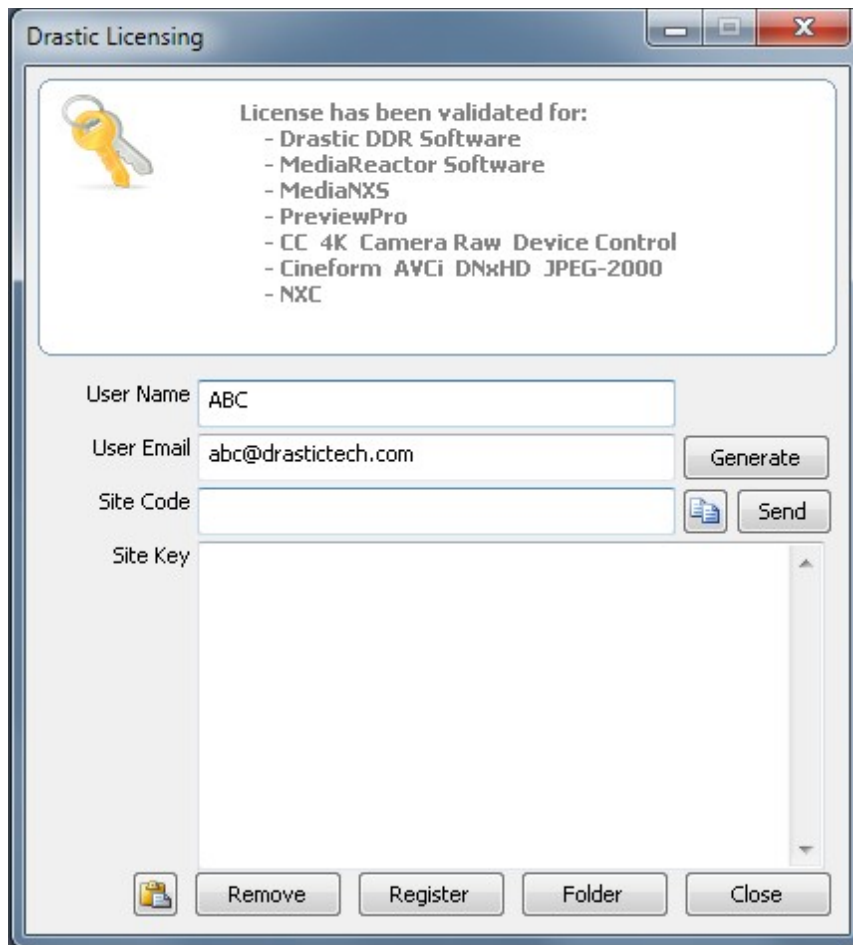
Run **LicenseMR Lite** and you will see the following interface:



- Type the user name into the **User Name** field.
- Type a valid email address into the **User Email** field. This is the email address at which the user will receive the required site key, so make sure it can be accessed by the operator of the system upon which the Drastic software is installed.
- Press the **Generate** button. This will populate the **Site Code** field with the site code. The site code is a seemingly random string of alphanumeric characters which will be used to generate the site key.
- If the system is set up with email, the user may press the **Send** button. This opens a new email addressed to Drastic with the site code in the body of the email. If the system is not set up with email, the user may copy (either select the site code and use a standard Copy command, or press the **Copy** button which is just to the right of the **Site Code** field) and paste (use a standard Paste command) the site code into a text file, and open the text file in a system that is set up with email. In this case, create a new email addressed to authorization@drastictech.com . it would be useful to type a quick explanation regarding which software is to be licensed, and the reason for the license request (such as demo, update license, add software etc.). Send the email.
- We will reply with an email containing another seemingly random string of alphanumeric characters - this will be the site key.

- Copy the site key from the email into the buffer, and paste it into the **Site Key** field, either using a standard paste command, or by pressing the **Paste** button (the button with the icon to the left of the **Remove** button).
- Press the **Register** button, and restart the software. This will update the license status and enable all the features supported by the requested license level.
- To view the folder in which the license is located, press the **Folder** button. This opens the folder containing the license, which may be useful in cases where the user may need to move or delete the license.
- The license may be removed simply by pressing the **Remove** button.
- Once the user is finished with the licensing process, they may press the **Close** button to close **Drastic Licensing** window.

Here is an image of the Drastic licensing application in a system that has a valid license for various Drastic products. The status of the license is displayed in the top field, with a list of all software and other components that have been licensed and are available for use.



Licensing for Linux and OS-X

To access the site code using LicenseMR Lite under Linux:

Open the command line and navigate to the opt/mediareactor directory i.e `cd /opt/mediareactor`

Run the license application as a super user, i.e `sudo ./licensemr4`

After the application is opened, fill in your username and email and click on the Generate button. This will generate the site code which you will need to send to the authorization dept to issue a site key. Paste the key in the Site Key field and click on register to activate the license.

To access the site code using LicenseMR Lite under OS-X:

Go to Applications and open the MediaReactor folder. In that folder will be the LicenseMR application.

After the application is opened, fill in your username and email and click on the Generate button. This will generate the site code which you will need to send to the authorization dept to issue a site key. Paste the key in the Site Key field and click on register to activate the license.

Through DDRSetup (Linux and OS-X):

There is a license app installed with MediaReactor called `ddrsetup`. On the command line go to its directory and type:

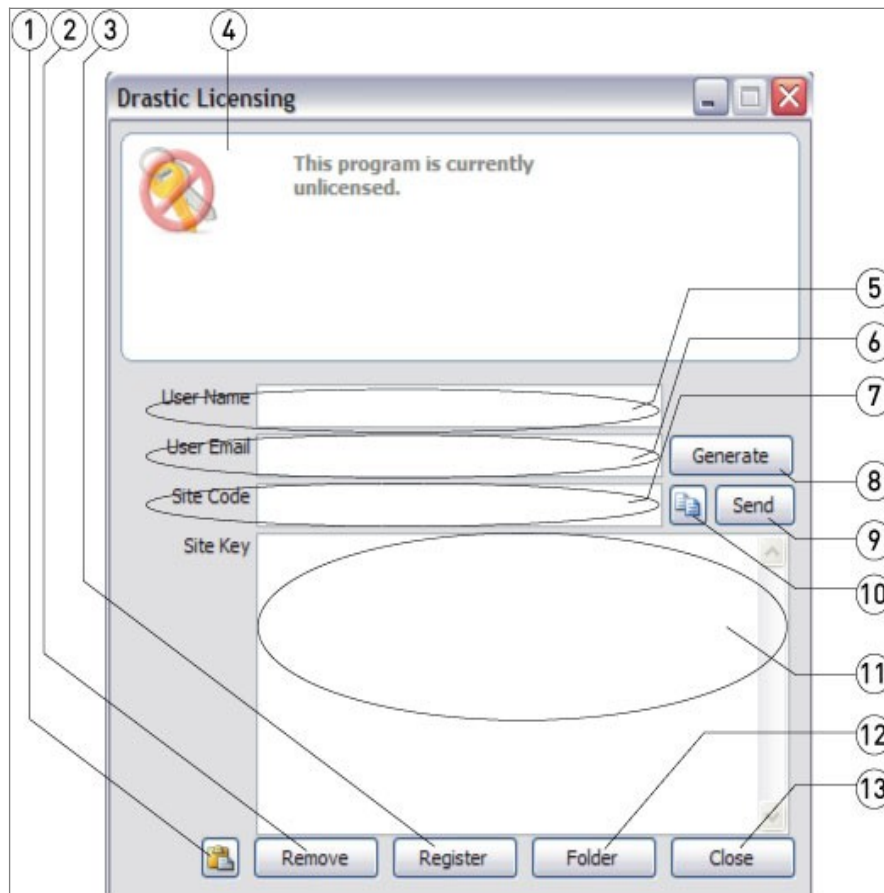
```
./ddrsetup -l -n "Your Name" -e "your.email@company.com"
```

In the command above, use the quotes.

Copy and paste the output and send it to `authorization@drastictech.com`. Drastic will reply with an email containing the Site Key.

Licensing Controls and Displays

Here is a close look at the Licensing interface.



1	Paste button	Pressing the Paste button pastes the contents of the clipboard into the Site Key field.
2	Remove button	Pressing the Remove button deletes the existing license.
3	Register button	Pressing the Register button matches the Site Key with the Site Code , and provides a license if the combination is valid.
4	License Status field	Displays the current status of the license.
5	User Name field	In the license generation process, the user will need to enter a first and last name into this field.
6	User Email field	In the license generation process, the user will need to enter a valid email into this field. Note that the email provided to Drastic in this dialog will be the recipient of the Site Key , which is required to complete the license generation process.
7	Site Code field	This field displays the Site Code , if one has been generated.

8	Generate button	In the license generation process, once the user has entered a name and email, pressing the Generate button will populate the Site Code field.
9	Send button	If the system is set up with email, pressing the Send button creates an email containing the site code, addressed to authorization@drastictech.com .
10	Copy button	Pressing the Copy button copies the Site Code to the clipboard.
11	Site Key field	This field is where the user will paste the Site Key in order to proceed with the license generation process.
12	Folder button	Pressing this button opens the folder in which the license is contained.
13	Close button	Pressing this button closes LicenseMR Lite.

Using MediaReactor Lite for Avid

MediaReactor Lite for Avid is designed to provide direct, real time editing of non editor native formats for Avid

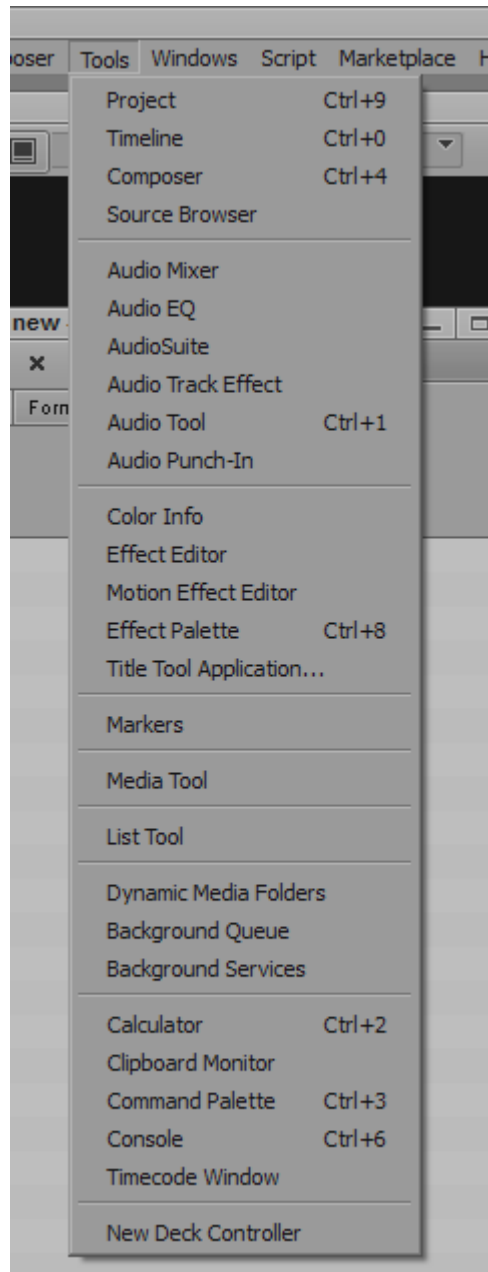
MediaReactor Lite for Avid installs a series of plugins which allow editors to add media (which would normally have required a transcoding step) directly into their editing package, and use the media as if it were a natively understood format.

...with Avid Media Composer

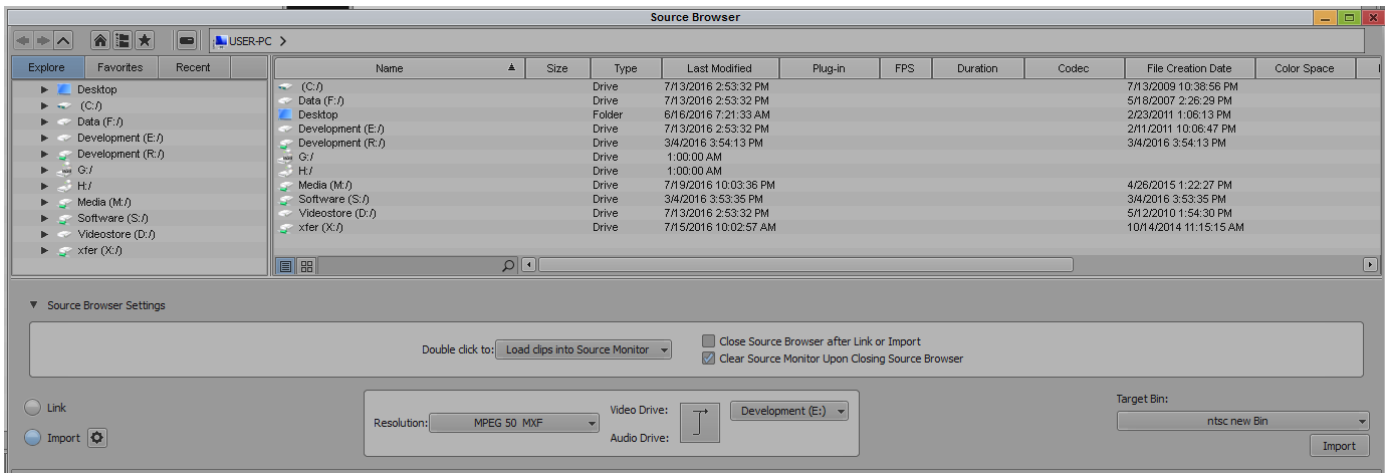
Avid Media Composer 8.6 and greater

In version 8.6, Avid changed the way AMA linking is done. The following section applies to linking media in versions 8.6 and onward.

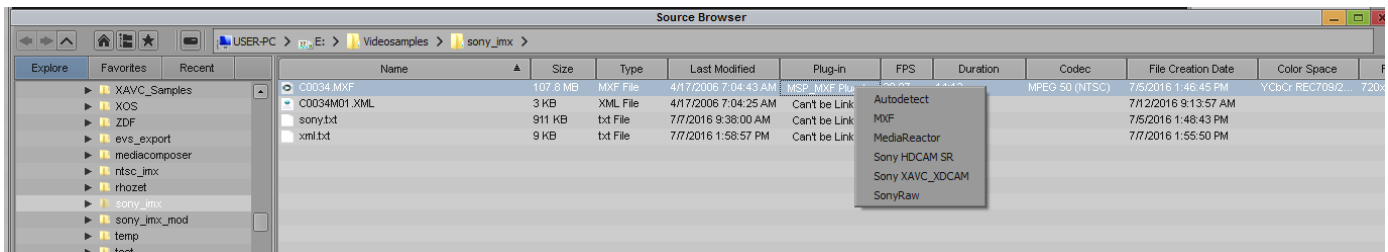
To bring a file into Avid Media Composer for editing: In the tools menu, select the Source browser.



In the source browser, make sure the AMA link is selected (button in the lower left corner), then browse to your media.

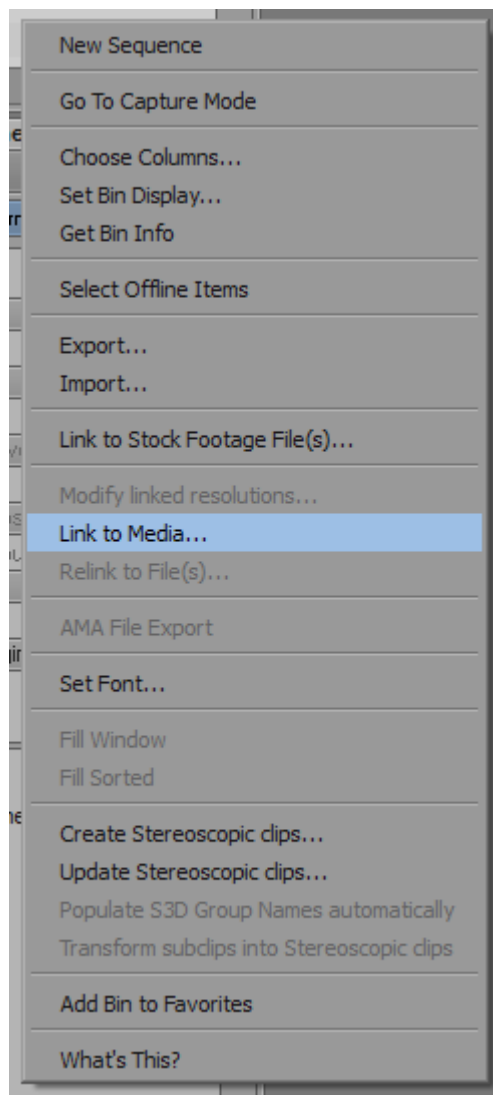


Once you have selected the media, click on the plugin section of that row to bring up the plugin choices. Select MediaReactor.



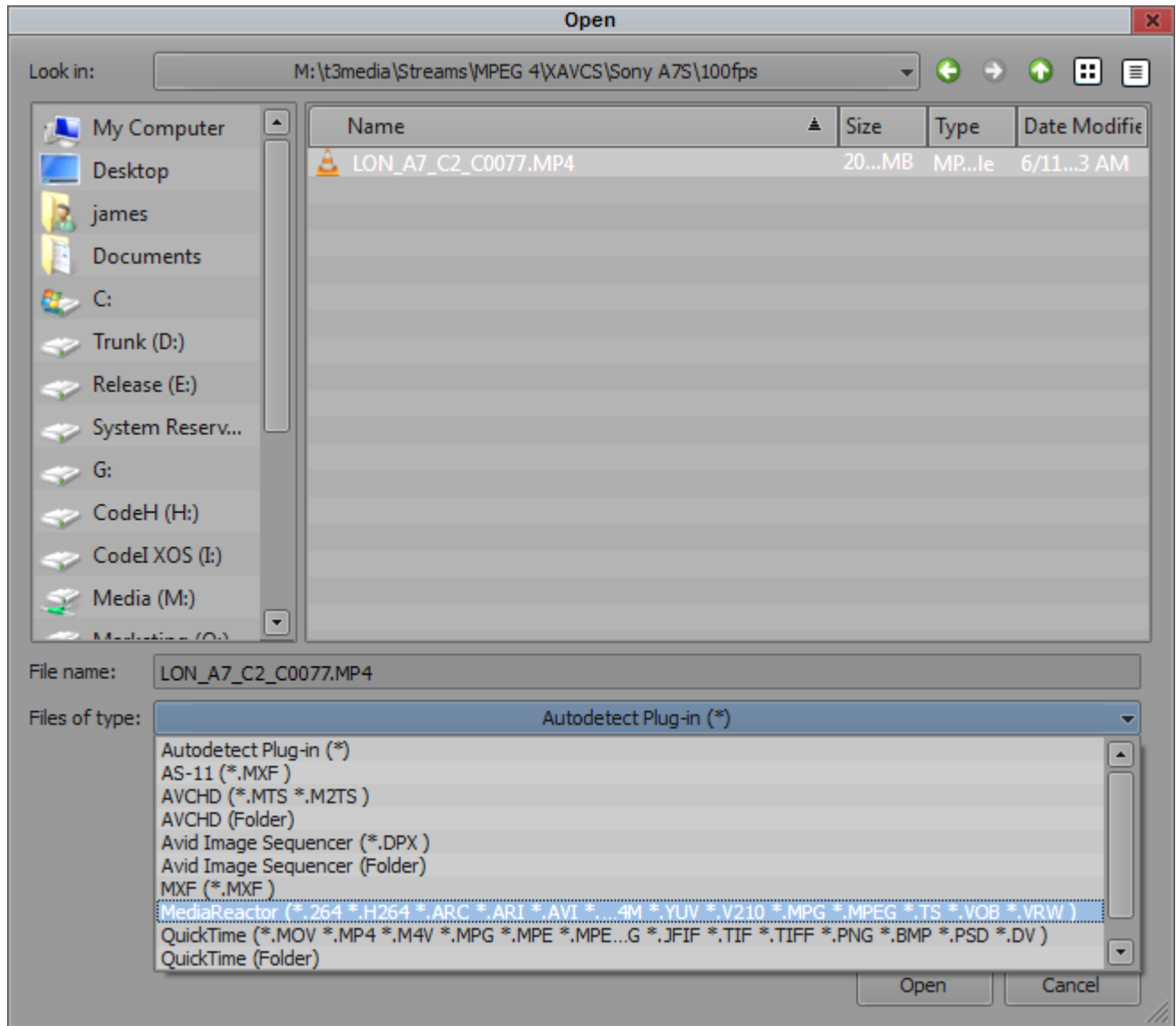
Avid Media Composer Before 8.6

To load a file into Avid Media Composer, right click on the bin to bring up a context menu

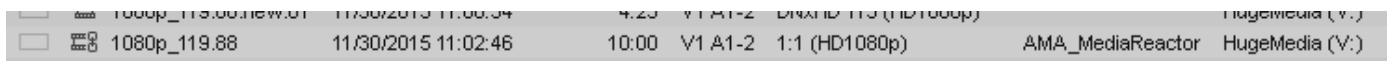


Select **Link to Media**.

In the file selection dialog, click on the Files of type pulldown menu make sure the MediaReactor line is selected.



You can then double click on the file, or click open, to bring it into the bin. If the MediaReactor plugin was not selected you will see Unsupported Format in the bin and Wrong Format when you try to play it. If it is loaded properly, the bin should have a line that looks like this:



Avid Media Composer 6 (Symphony, NewsCutter)

To bring a file into the editor, right click on the bin and select the Link To AMA Files... menu and select the file. This menu is also available under the File menu. If your source files are on a network drive, you need enable this in Media Composer. Open a Console window (menu

Tools | Console) and type 'alldrives' without the quotes and hit Return. This only needs to be done once.

Compressor

To convert from an MRWS file, create an output profile and drag the source file on top of the output profile and drop it.

Motion

To use an MRWS file in Motion, simply use the built in browser to find and select the file. Supported files will appear as a picture of one of the frames in the browser.

Contact Technical Support

Drastic Technologies Ltd.
523 The Queensway, Suite 201
Toronto, Ontario
M8Y 1J7, CANADA

Phone: (416) 255-5636
Fax: (416) 255-8780
E-Mail: techsupport@drastictech.com
WEB: www.drastic.tv